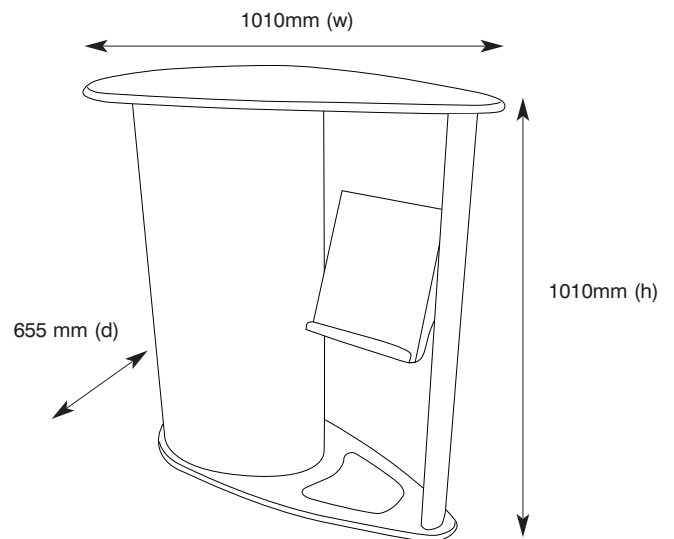


*Comet is a stylish workstation and greeting counter constructed from MDF with high quality finish thermoformed laminated tops.*



### features & benefits

- Aluminium literature holder included
  - Constructed from composite materials and flexible MDF tambour
  - Flat packed, easy to transport and quick to assemble
  - Allen key supplied
  - Load bearing up to 75kgs
- Tops are available in Birch, Black or Silver thermoformed finishes
- Choice of Luxury Foam Backed Loop Nylon, Front Runner or Prelude fabric wrap colours
  - Beech and Aluminium tambour wraps also available



#### hardware specifications

**Overall size (h) x (w) x (d):**  
1010mm x 1010mm x 655mm

**Weight:**  
14kg

#### wrap specifications

**Tambour Wrap dimensions (h) x (w):**  
970mm x 1365mm

If applying a graphic to the wrap, an allowance should be made to its size to accommodate material type, thickness etc.

#### additional info


**Recommended accessory:**  
LN112 - Aluminium Literature Holder

**Optional extra cost accessories:**


Cable management port  
Recommended Carry bag:  
AB151

# Assembly Instructions


## Comet assembly




Kit includes: Base, top, wrap, linear post, aluminium lit holder, fixings, and allen key.




1 Take the base, turn on its side and slot the screw and washer through the hole on the underneath near the narrow end.



2 Feed the screw into the bottom of the linear post and screw tightly to secure, using the Allen key.




3 Stand the base and post up now and attach the wrap around the hook and loop mount on the base, pressing firmly to secure.



4 Lower top onto the wrap and again, press firmly to secure the hook and loop fastening together. Secure in place by inserting and tightening screw at top of post.



5 The linear post should have the bar and thumbscrews already attached. Unscrew the thumbscrews, and insert through the side of the literature holder, screwing back into the bar to secure



6 The height and angle of the literature holder can be adjusted by loosening the thumbscrews.

